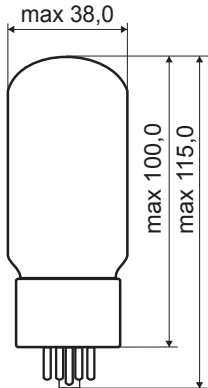
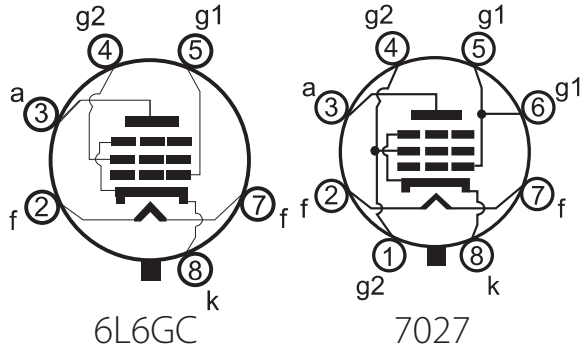


6L6GC (7027)

A. F. BEAM PENTODE



Base: OCTAL

$U_f = 6,3 \text{ V}$
 $I_f = 0,9 \text{ A}$

Typical Characteristics: Class A1 Amp.

Single tube Push-Pull

$U_a =$	250	270	V
$U_{g2} =$	250	270	V
$U_{g1} =$	-14	-17,5	V
$I_a =$	72	134	mA
$I_{g2} =$	5	11	mA
$R_a =$	22,5	-	k Ω
$R_{a-a} =$	-	5	k Ω
$N =$	6,5	17,5	W

Limiting Values:

	Triode	Pentode	
$U_a =$	450	500	V
$U_{g2} =$	450	450	V
$W_a =$	30	30	W

Grid No 1 Circuit Resistance

Fixed Bias	0,1	0,1	M Ω
Self Bias	0,5	0,5	M Ω

Capacitances:

$C_{g1} =$	12,5	pF
$C_a =$	10	pF
$C_{a/g1} =$	1,5	pF



TRANSFER CHARACTERISTICS

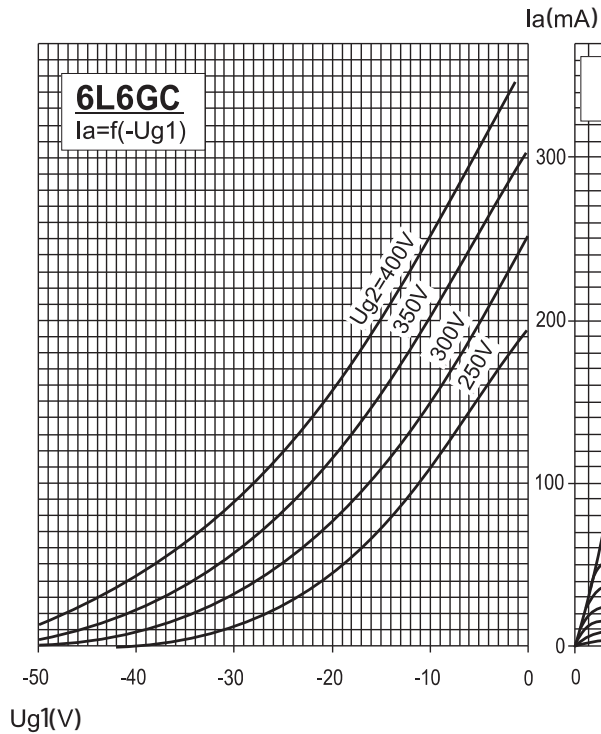


PLATE CHARACTERISTICS

